

Scaled data based on original data using
LM-79-08 Approved Method: Electrical and Photometric Measurements of Solid-
State Lighting Products

Test Report Prepared for
Cooper Lighting Solutions
(formerly Eaton)

Brand: McGRAW-EDISON

Report Number: P939320

Luminaire Tested: **GALN-SB1D-840-U-5WQ**

Issue Date: 1/21/2025

Test Information

Test Method: LM-79-08
Report Number: P939320
TEST IS SCALED FROM IESNA LM-79-08 TEST DATA (G2-2405-108-1)
Test Lab: INNOVATION CENTER
Issue Date: 1/21/2025
Manufacturer: COOPER LIGHTING SOLUTIONS (FORMERLY EATON)
Product Line: MCGRAW-EDISON
Catalog Number: GALN-SB1D-840-U-5WQ
Description: GALLEON AREA AND ROADWAY HIGH DENSITY LED LUMINAIRE
(1) 80 CRI, 4000K, 900mA LIGHTSQUARE WITH 26 LEDS AND TYPE V WIDE OPTICS
Light Source: -
Ballast/Driver: -

Summary

Lumens per Lamp: N/A
Luminaire Lumens: 9849 lumens
Efficiency: N/A
Efficacy: 123.7 lumens/watt
Luminous Opening: Rectangular (W 0.5' x L: 0.5' x H: 0')
IES Classification: Type V - Short
BUG Rating: B4 - U0 - G2

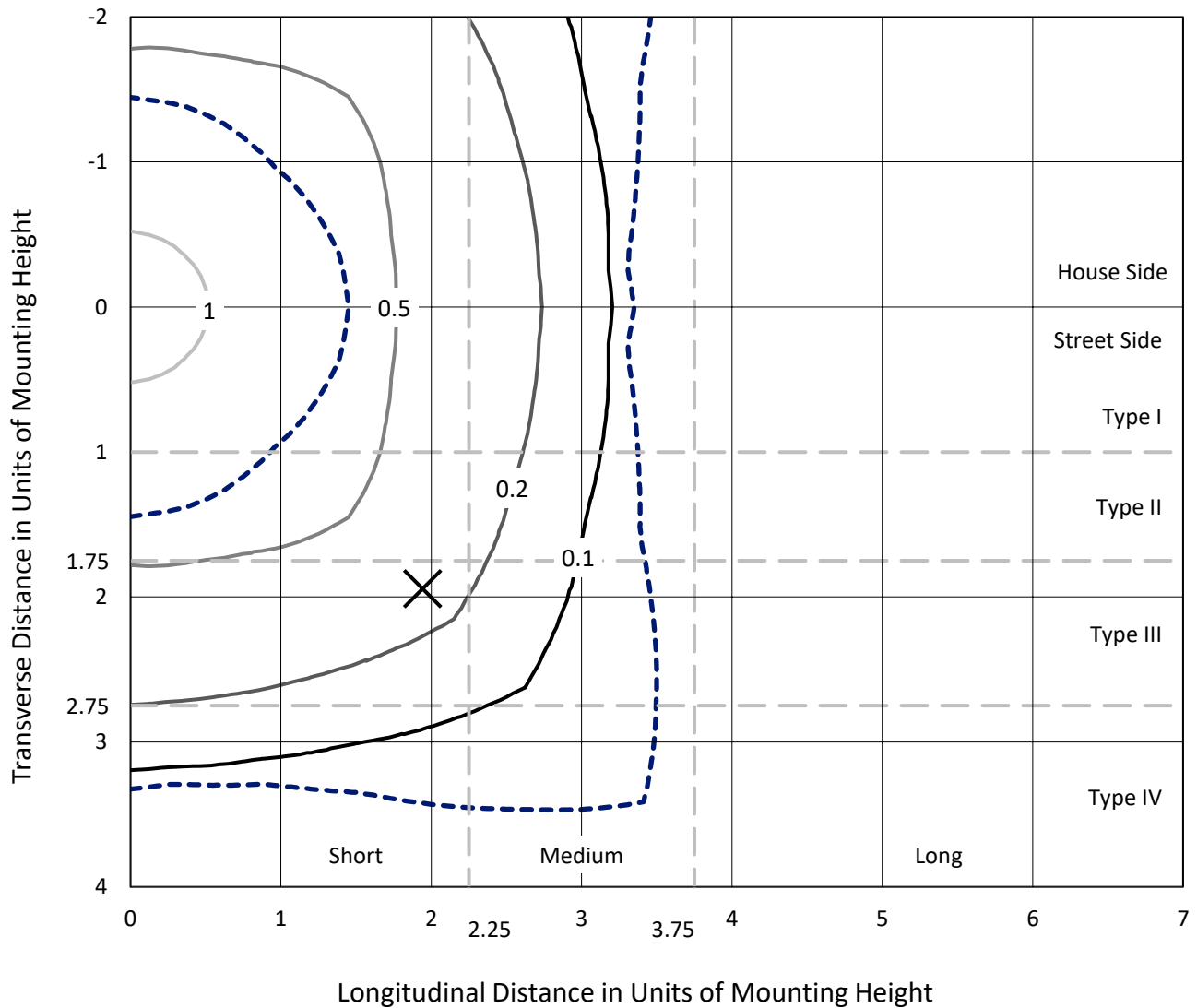
Input Watts (W): 79.6
Input Voltage (V): NR
Input Current (Ain): NR
Voltage Rise (V): NR
Power Factor: NR
Total Harmonic Distortion (THDi): NR
Frequency (hertz): 60
Stabilization Time: NR
Operation Time: NR
Ambient Temperature (°C): NR
Test Distance: 24 FT



REPORT NUMBER: P939320
 CATALOG NUMBER: GALN-SB1D-840-U-5WQ

Iso-Footcandle Lines of Horizontal Illumination

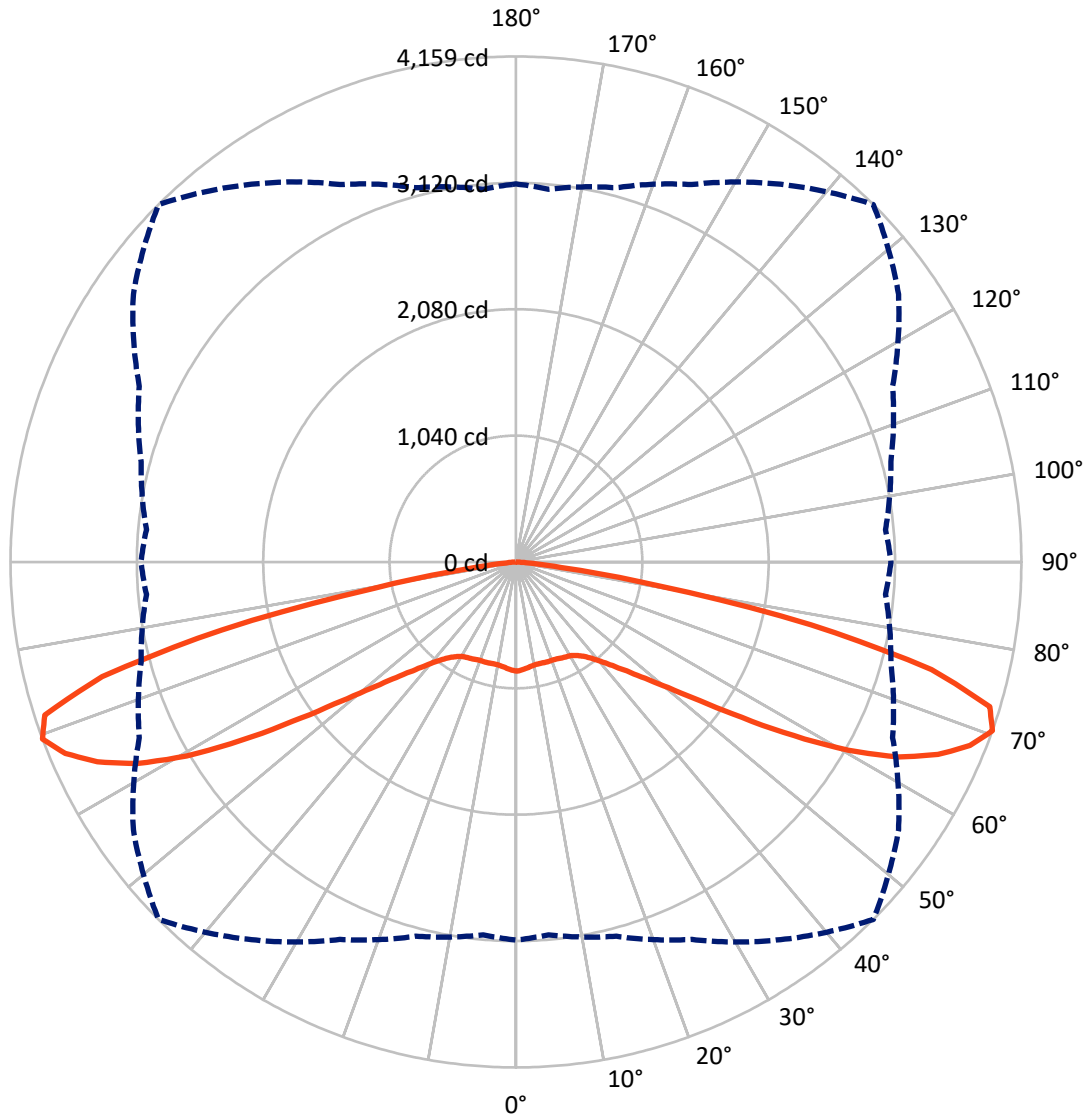
✕ Max cd
 - - - 1/2 Max cd



Based on 25 foot mounting height. Maximum calculated value = 1.4 fc
 Type V - Short - N/A

REPORT NUMBER: P939320
CATALOG NUMBER: GALN-SB1D-840-U-5WQ

Luminous Intensity Polar Plot



— Vertical Plane Through 45-Deg Lateral - - - Horizontal Cone Through 70-Deg Vertical

REPORT NUMBER: P939320

CATALOG NUMBER: GALN-SB1D-840-U-5WQ

FLUX DISTRIBUTION:

		Downward	Upward	Total
House Side	Lumens	4924.5	0.0	4924.5
	% Fixture	50.0	0.0	50.0
Street Side	Lumens	4924.5	0.0	4924.5
	% Fixture	50.0	0.0	50.0
Total	Lumens	9849.0	0.0	9849.0
	% Fixture	100.0	0.0	100.0

ZONAL LUMENS:

Zone	Lumens	% Fixture
0°-10°	83.6	0.8
10°-20°	245.4	2.5
20°-30°	408.4	4.1
30°-40°	617.6	6.3
40°-50°	1026.3	10.4
50°-60°	1936.6	19.7
60°-70°	3270.0	33.2
70°-80°	2148.7	21.8
80°-90°	112.6	1.1
90°-100°	0.0	0.0
100°-110°	0.0	0.0
110°-120°	0.0	0.0
120°-130°	0.0	0.0
130°-140°	0.0	0.0
140°-150°	0.0	0.0
150°-160°	0.0	0.0
160°-170°	0.0	0.0
170°-180°	0.0	0.0
0°-90°	9849.0	100.0
0°-180°	9849.0	100.0

Coefficient of Utilization



REPORT NUMBER: P939320

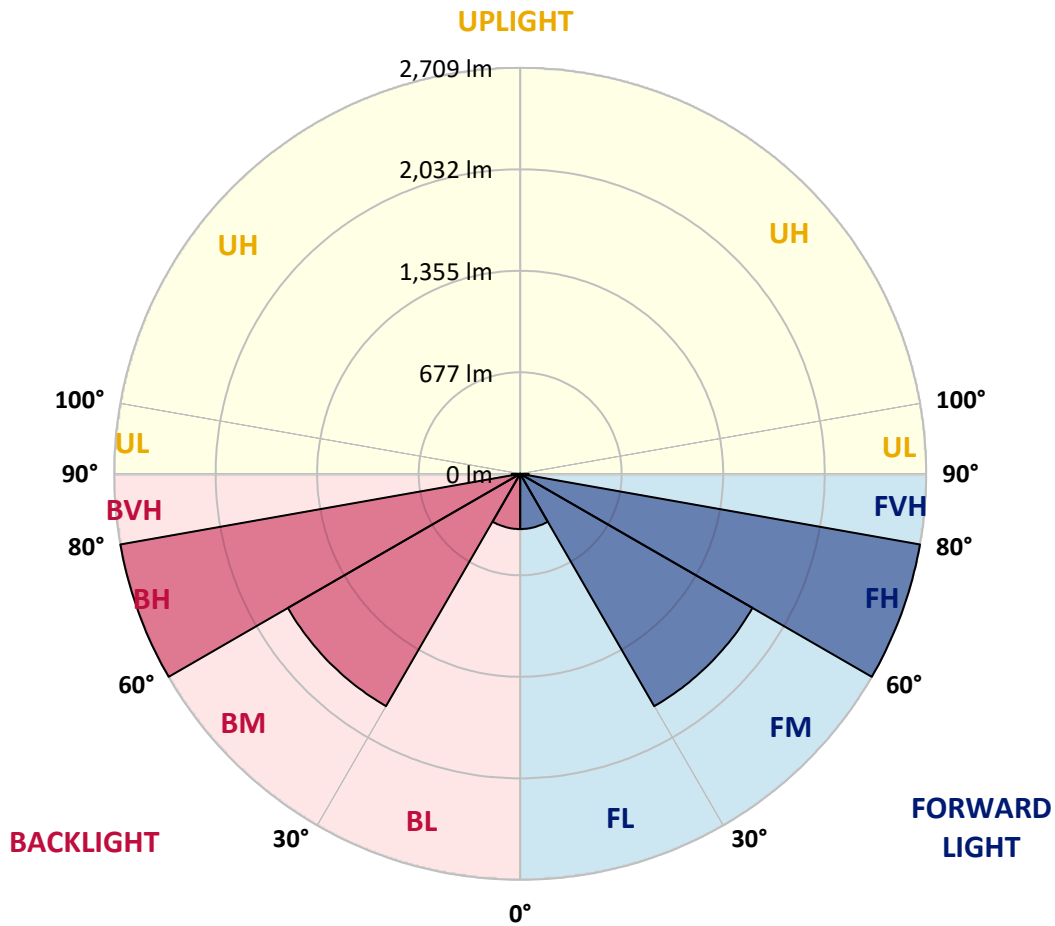
CATALOG NUMBER: GALN-SB1D-840-U-5WQ

LUMINAIRE CLASSIFICATION SYSTEM LUMEN TABLE AND BUG RATING:

Zone	Lumens	% Fixture	Zone Rating/Lumen Limit		
			B	U	G
FL (0°-30°)	368.7	3.7			
FM (30°-60°)	1790.2	18.2			
FH (60°-80°)	2709.3	27.5			G2/5000
FVH (80°-90°)	56.3	0.6			G1/100
BL (0°-30°)	368.7	3.7	B1/500		
BM (30°-60°)	1790.2	18.2	B2/2500		
BH (60°-80°)	2709.3	27.5	B4/5000		G2/5000
BVH (80°-90°)	56.3	0.6			G1/100
UL (90°-100°)	0.0	0.0		U0/0	
UH (100°-180°)	0.0	0.0		U0/0	

BUG Rating: B4-U0-G2

Type V Short



REPORT NUMBER: P939320

CATALOG NUMBER: GALN-SB1D-840-U-5WQ

CANDELA DISTRIBUTION (FULL):

	0°	5°	15°	25°	35°	45°	55°	65°	75°	85°
0°	898.4	898.4	898.4	898.4	898.4	898.4	898.4	898.4	898.4	898.4
2.5°	892.8	895.4	894.3	892.3	892.3	890.7	892.3	893.3	894.8	895.9
5°	881.0	883.1	882.6	881.0	881.5	880.0	881.0	882.6	883.6	884.1
7.5°	870.8	872.8	871.8	869.2	869.2	867.7	868.2	869.8	871.3	871.8
10°	868.2	870.3	867.2	863.1	861.6	859.5	860.0	861.6	864.6	866.2
12.5°	869.2	870.8	867.7	861.6	860.0	858.0	858.0	859.5	863.6	865.7
15°	872.3	873.9	869.2	862.6	861.1	859.5	859.0	861.1	865.7	869.2
17.5°	878.0	879.5	872.3	863.1	861.1	861.6	861.1	862.6	869.8	876.4
20°	883.1	884.1	874.4	863.1	861.1	861.6	861.1	864.1	873.3	882.6
22.5°	884.6	885.6	876.4	866.7	865.2	865.7	865.2	868.2	876.9	886.1
25°	885.1	886.7	879.5	871.8	874.4	875.4	874.4	874.9	881.5	889.7
27.5°	892.8	894.8	888.2	881.5	883.1	882.6	884.1	885.6	890.7	898.9
30°	908.7	910.2	904.6	897.9	896.9	893.3	897.9	903.0	908.7	915.8
32.5°	934.8	937.8	930.7	923.5	918.9	916.9	920.4	929.1	936.8	944.5
35°	978.3	980.3	973.7	960.4	952.2	952.2	955.3	966.5	978.8	988.5
37.5°	1039.7	1042.3	1030.5	1014.6	1002.3	1002.3	1006.4	1018.2	1036.6	1050.5
40°	1114.5	1118.0	1103.2	1086.8	1075.0	1073.0	1078.1	1091.4	1108.8	1126.2
42.5°	1204.6	1208.7	1189.2	1174.9	1165.7	1165.7	1168.2	1180.5	1196.4	1217.9
45°	1319.7	1326.9	1300.3	1286.0	1277.3	1279.3	1280.8	1291.6	1305.9	1330.5
47.5°	1456.9	1464.1	1435.9	1421.1	1419.6	1429.3	1423.1	1430.8	1438.5	1466.7
50°	1612.6	1624.8	1605.4	1604.4	1607.4	1625.4	1611.0	1615.1	1606.4	1624.3
52.5°	1803.0	1820.9	1817.3	1823.5	1857.8	1894.6	1861.9	1847.5	1814.8	1820.4
55°	2033.9	2061.0	2066.1	2103.0	2180.8	2256.1	2186.4	2128.6	2059.0	2046.2
57.5°	2296.5	2318.0	2342.6	2417.8	2563.2	2696.8	2563.2	2435.2	2325.7	2299.6
60°	2579.1	2605.7	2629.2	2740.3	2956.4	3144.2	2952.3	2749.0	2604.2	2568.8
62.5°	2882.6	2916.9	2933.3	3056.7	3308.6	3532.8	3312.2	3065.9	2905.2	2867.3
65°	3173.9	3202.1	3220.5	3352.1	3592.7	3817.4	3609.1	3366.4	3201.1	3151.4
67.5°	3309.6	3324.9	3370.0	3519.0	3772.9	4029.4	3815.9	3534.8	3350.0	3263.0
70°	3111.0	3079.7	3188.3	3426.8	3794.4	4159.4	3843.5	3419.7	3193.4	3052.1
72.5°	2404.0	2350.2	2538.6	2946.6	3548.7	4076.5	3573.2	2969.7	2655.9	2369.2
75°	1308.0	1247.0	1507.1	2023.1	2829.9	3533.3	2894.9	2081.0	1678.1	1298.2
77.5°	369.1	346.1	555.9	978.8	1702.1	2480.8	1767.7	1000.3	659.4	391.1
80°	113.1	109.6	148.5	294.9	722.8	1188.2	694.7	298.5	188.9	119.3
82.5°	67.1	61.4	73.7	107.5	184.3	373.2	179.2	112.1	90.1	60.4
85°	38.4	35.8	43.5	52.2	61.9	79.3	51.7	53.2	48.1	32.3
87.5°	15.9	14.3	16.9	16.4	14.3	18.4	13.8	16.4	19.5	12.8
90°	0.0	0.0	0.0	0.0	0.0	0.0	0.0	0.0	0.0	0.0

(END C

90°
898.4
895.4
884.1
871.8
866.2
866.2
869.8
876.4
883.1
886.1
889.2
896.9
914.3
941.4
984.9
1045.3
1120.6
1216.3
1329.5
1458.5
1613.6
1801.5
2026.2
2281.1
2538.1
2836.6
3126.8
3264.0
3085.9
2440.3
1382.7
434.6
125.9
65.5
33.8
11.8
0.0

OF REPORT)